

# Fire Department

## MONTHLY REPORT

**March 2020**



### IN THIS SECTION:

- + Run Statistics
- + Public Relation Details
- + Training Subjects
- + Inspections
- + General Activities

This monthly report period is thru March 5th, 2020. Below you will find specific items that the fire department does each and every day. We take pride in providing an outstanding service to our community.

**Run Statistics**

Incidents are categorized by either a fire incident or EMS incident. Below you will see the incident totals thru February 29th. You will also see the comparison of incidents from this year and the mutual aid received and given.

**Incidents thru March 5th**

Type	Total
Fire	122
EMS	379
Total	501

**Same time last year**

Type	Total
Fire	121
EMS	376
Total	497

**Mutual Aid**

Type	Total
Given	33
Received	8
Total	41

**Mutual Aid same time last year**

Type	Total
Given	32
Received	8
Total	40

As we continue forward in 2020, we will continue our efforts to meet calls for service. We look forward to working with our neighboring departments as we partner together to meet the needs of our communities. Mutual Aid continues to be a cost-effective means for all area fire departments to deal with surges in requests for service. We all try to maintain resources capable of meeting our average needs. However, we all need to have in place a plan to address unexpected requests.

**Public Relations**

This year as we continue working on a recruiting for the Fire Department and the Fire Corps. The Fire Corps has begun an aggressive social media recruiting campaign. The Fire Corps has continued to provide valuable assistance in our public education programing. The addition of a Full-time Fire Inspector should begin to improve our public relations very quickly.

**Training**

Every day we have training scheduled. These trainings are predetermined by the training division. We have day shift training and night shift training therefore every member receives appropriate training hours throughout the year. This also helps to keep our ISO rating favorable.

The latest training included our modified Blue Card Incident Command Training, EMS training on Sepsis, Annual HAZMAT Refresher, and Documentation Training.

Captain Baumann continues to manage the training schedule to make sure we are providing any needed training.

We are also working diligently with our new hires to complete their training packets (Blue Book). We have continued our efforts to recruit and hire additional staff members. We are working to complete the process for hiring them.

### **Fire Prevention**

- ✚ Members began working on the 2020 inspections.
- ✚ Story Pointe is hoping to open phase two shortly. We continue to work with them during construction to make sure the facility remains safe during the construction process.
- ✚ We have moved Craig Ferguson to the newly created Fire Inspector Position. He will begin on March 2<sup>nd</sup>. We will begin working with him to obtain his required certification and trainings as he begins this new position.

### **General Activities**

Each shift the duty crews are required to maintain station and equipment appearance, cleanliness, and readiness. Below is a list of items that are completed daily and weekly.

#### Daily Station and Weekly Station Details:

- |                                 |                             |
|---------------------------------|-----------------------------|
| ✚ Vacuum all carpets            | Clean apparatus             |
| ✚ Mop all floors                | Inventory all EMS apparatus |
| ✚ Remove all trash from station | Inventory EMS equipment     |
| ✚ Laundry                       | Clean bay floors            |
| ✚ Clean all restrooms           | Ground maintenance          |
| ✚ Clean kitchen                 | Clean equipment             |
| ✚ Equipment check-in            | Station Maintenance         |

### **General Department Information**

During the month of February, the department continued to work on hiring additional part time members.

Firefighter Paramedic Logan Debord returned to work after his year long military deployment. We are pleased to have him back with us.

The Fire Officer I & II training class began in November. This is a part of our effort to get more of our staff ready to become leaders in our department. This class will be completed during the 7<sup>th</sup> and 8<sup>th</sup> of March. I would like to congratulate all of our members that attended this program.

The department will be accepting delivery of our new medic unit March 5<sup>th</sup>. It was delayed due to a water pump issue and has been repaired by the Van Wert Ford Dealership.

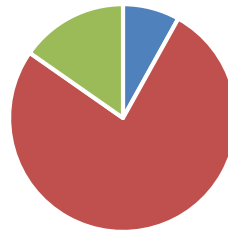


**New 2020 Braun  
F-550 Ambulance  
Accepted Delivery on March 5th**

## 2020 Financial Information

<b>Fire Fund</b>	
Appropriated	\$ 2,687,000.00
YTD Expenditures	\$ 399,420.54
Unencumbered	\$ 1,907,851.89
Reserved by PO	\$ 380,684.75

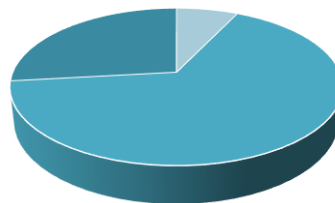
### Fire Fund 2111



■ YTD Expenditures ■ Unencumbered ■ Reserved by PO ■

<b>EMS Fund</b>	
Appropriated	\$ 775,000.00
YTD Expenditures	\$ 112,770.71
Unencumbered	\$ 488,006.40
Reserved by PO	\$ 186,467.49

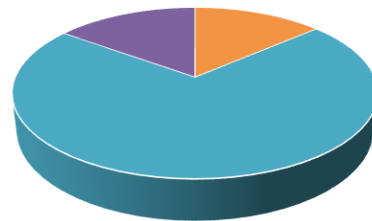
### EMS Fund 2281



■ YTD Expenses ■ Unencumbered ■ Reserved by PO

<b>Total Funds</b>	
Appropriated	\$ 3,762,000.00
YTD Expenditures	\$ 516,187.98
Unencumbered	\$ 2,695,858.29
Reserved by PO	\$ 567,152.24

## All Funds



■ YTD Expenditures
 ■ Unencumbered
 ■ Reserved by PO

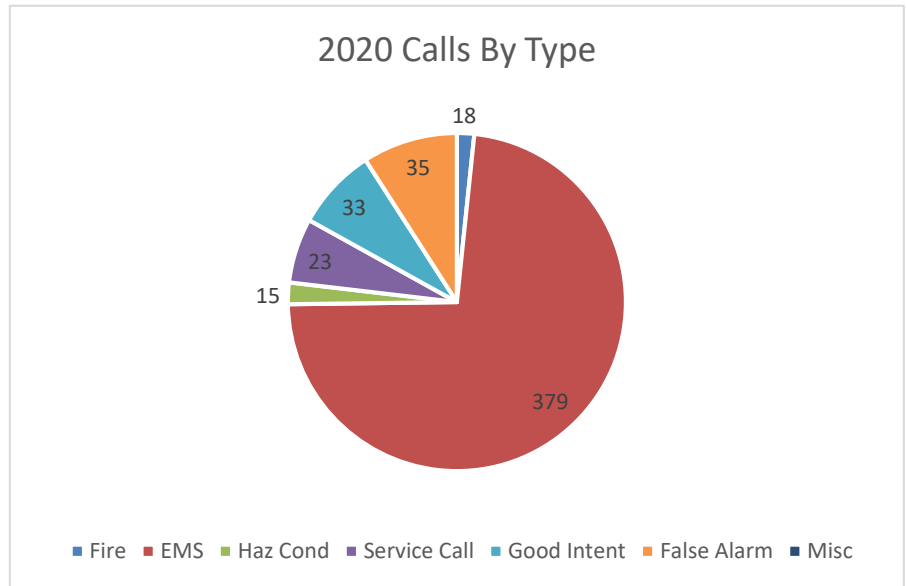


## Incident Statistics

Below are the year-to-date run statistics as of February 29th. The types of calls are generalized.

For instance, fire incidents include everything but not limited to building fires, cooking fires, fuel burner issues, vehicle fires and brush/grass fires.

TYPE	AMOUNT
FIRE	18
EMS	379
HAZ CONDITION	15
SERVICE CALL	23
GOOD INTENT	33
FALSE ALARM	35
MISC	



## Monthly Maintenance Cost Report

<b>Unit</b>	<b>Assigned</b>	<b>Fuel</b>	<b>Maintenance</b>
Engine 213	Reserve @ 212	343.24	\$
Medic 213	Reserve @ 212	150.32	\$
Task 219	Bariatric		\$
Quint 211	Station 211	25.42	\$
Engine211	Station 211	511.79	\$ 2492.04
Medic 211	Station 211	442.93	\$
Utility 211	Station 211	50.53	
Utility 213	Station 211		
Boat 211	Station 211		
Captain 210	Station 211	38.62	
Chief 211	Station 211	219.45	\$ 114
Chief 210	Station 211	109.14	
Engine 212	Station 212		\$ 17,134.62
Medic 212	Station 212	434.46	\$ 200
Utility 212	Station 212		
Safety Trailer	Station 212		\$
<b>Total</b>		2625.23	\$ 19940.66